

# HOUSE COMMISSION ON TRANSIT GOVERNANCE & FUNDING WORKING GROUP

**KEVIN PULA**

SENIOR POLICY SPECIALIST - TRANSPORTATION  
NATIONAL CONFERENCE OF STATE LEGISLATURES



 NATIONAL CONFERENCE *of* STATE LEGISLATURES

Atlanta, GA | October 10, 2017



# National Conference of State Legislatures

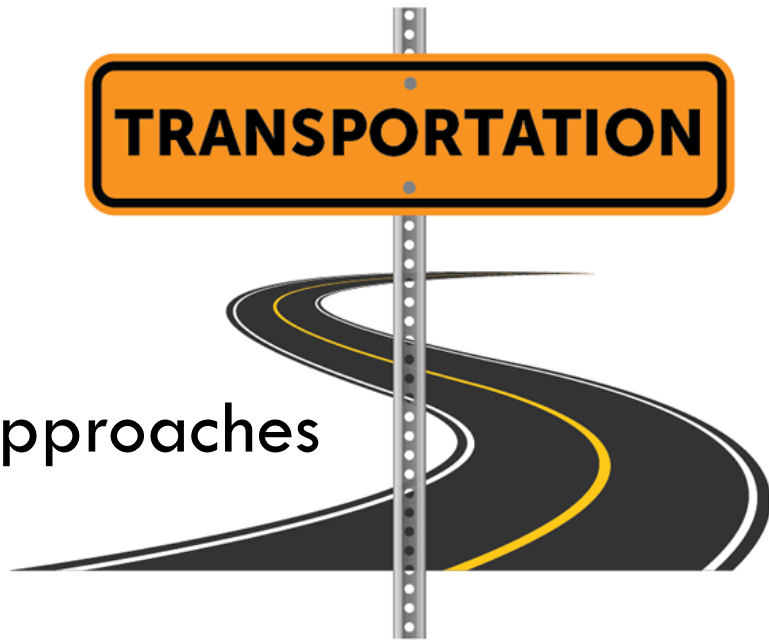


- ❑ Non-profit, bi-partisan organization
- ❑ Members are all 50 state legislatures, 7,300+ legislators and 30,000 legislative staff in 50 states, D.C. and U.S. territories.
- ❑ Offices in Denver and D.C.
- ❑ Among our goals - To provide legislatures with information and research about policy issues, both state and federal.
- ❑ NCSL tracks state policy developments in all public policy areas including transportation funding & finance, traffic safety and public transportation.



# Overview

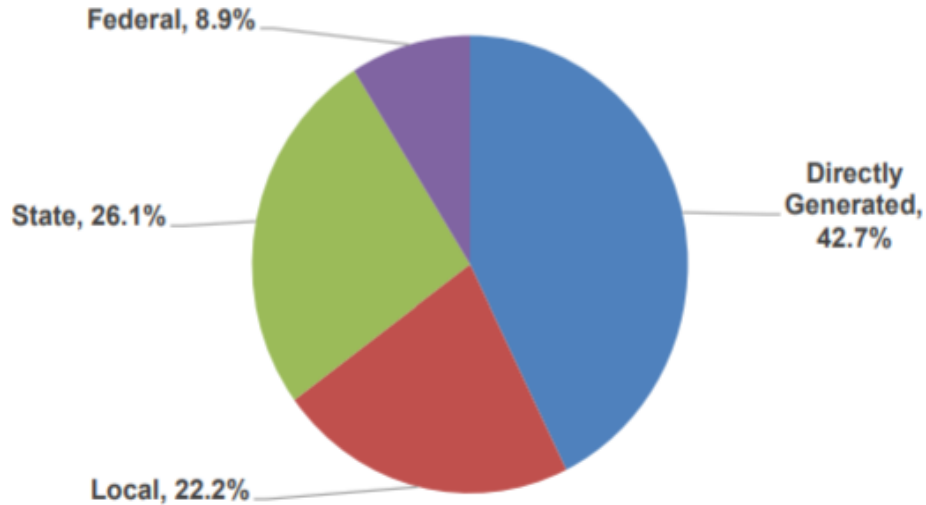
- ❑ Sources & Trends of Transit Funding
- ❑ Constitutional Restrictions on Transportation Revenues
- ❑ State Examples of Regional Approaches
- ❑ Alternative Delivery Models
- ❑ Transit Ballot Measures





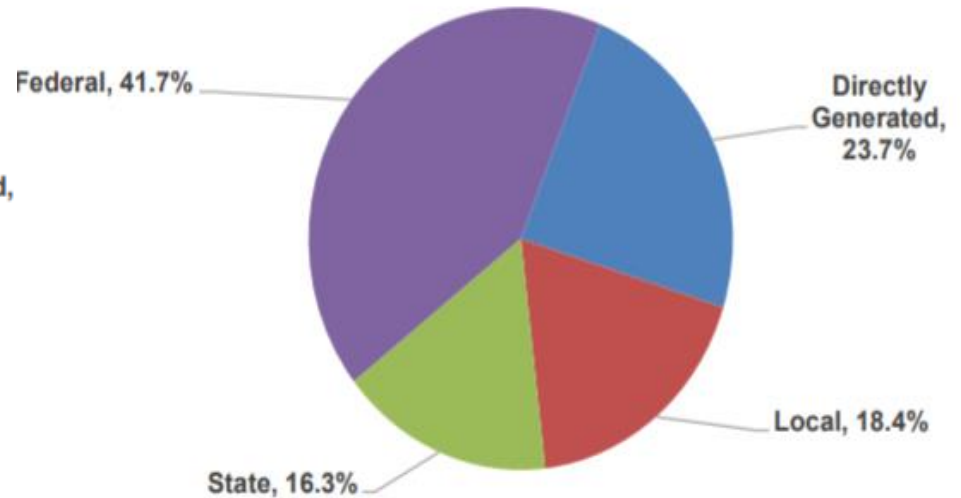
# Sources of Transit Funding

Figure 3: Source of Operating Funds, 2013



Source: APTA Public Transportation Fact Book 2015, Appendix A

Figure 4: Source of Capital Funds, 2013

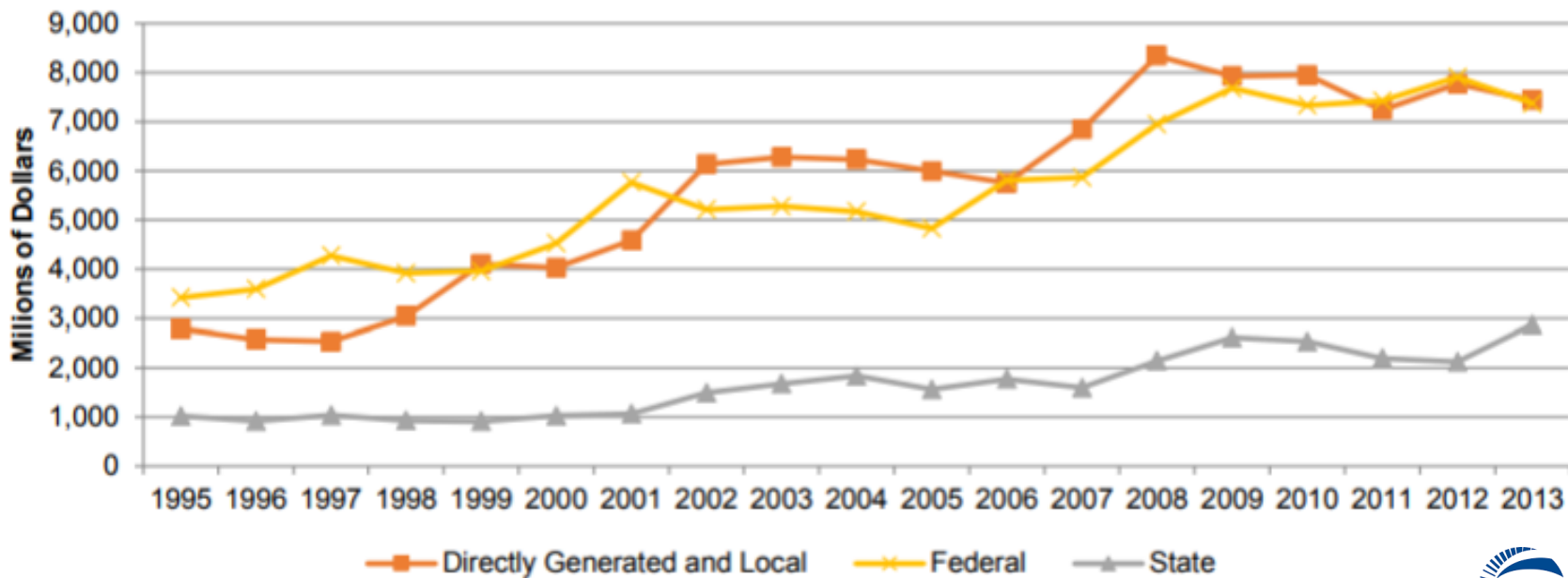


Source: APTA Public Transportation Fact Book 2015, Appendix A



# Sources of Transit Funding

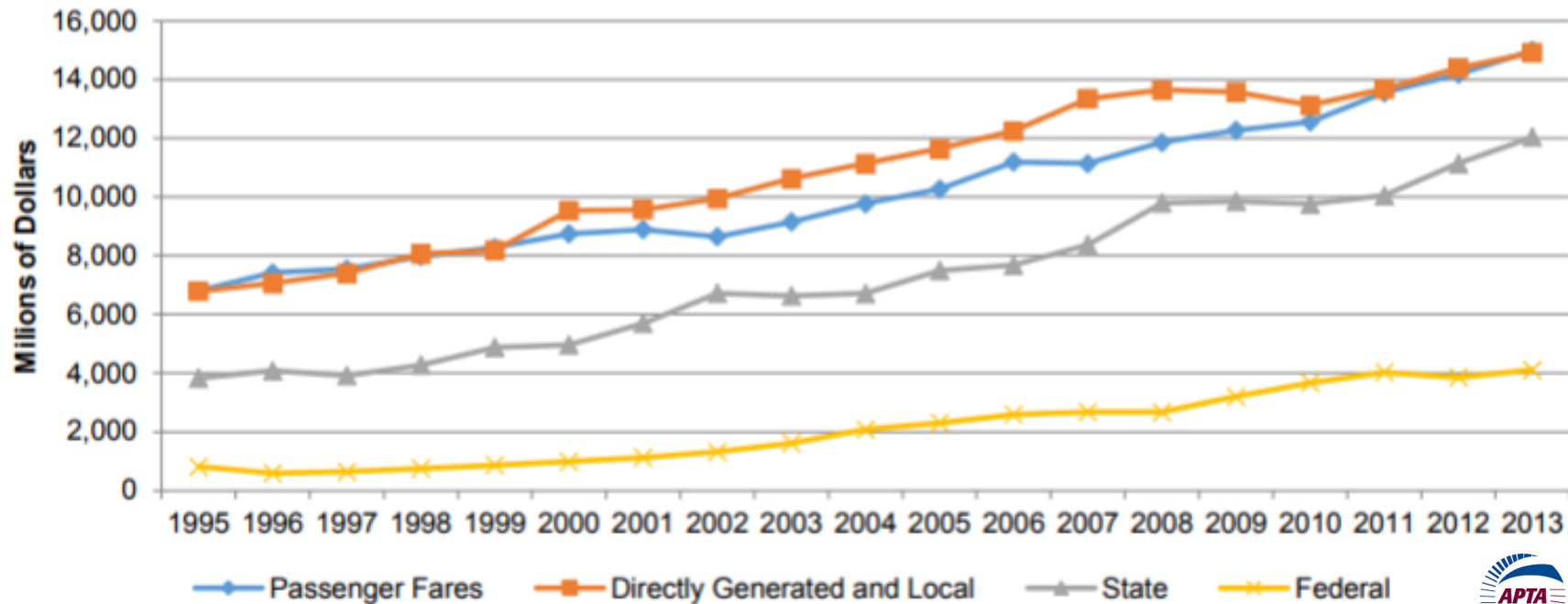
Figure 5: Growth in Capital Revenue by Source, 1995-2013





# Sources of Transit Funding

Figure 6: Growth in Operating Revenue by Source, 1995-2013





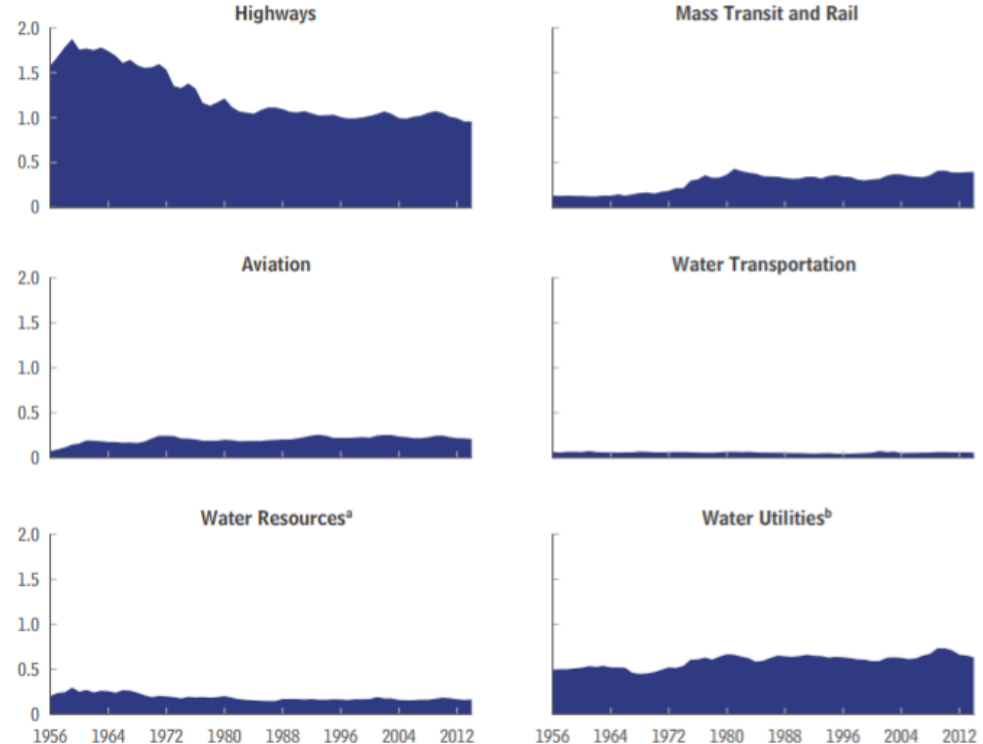
# Trend Comparisons

- As % of GDP
  - Only Transit and Water have increased since 1956
- Capital vs. Operations
  - Highways are outlier (next slide)

**Exhibit 15.**

**Public Spending on Transportation and Water Infrastructure as a Share of GDP, by Type of Infrastructure, 1956 to 2014**

Percentage of GDP

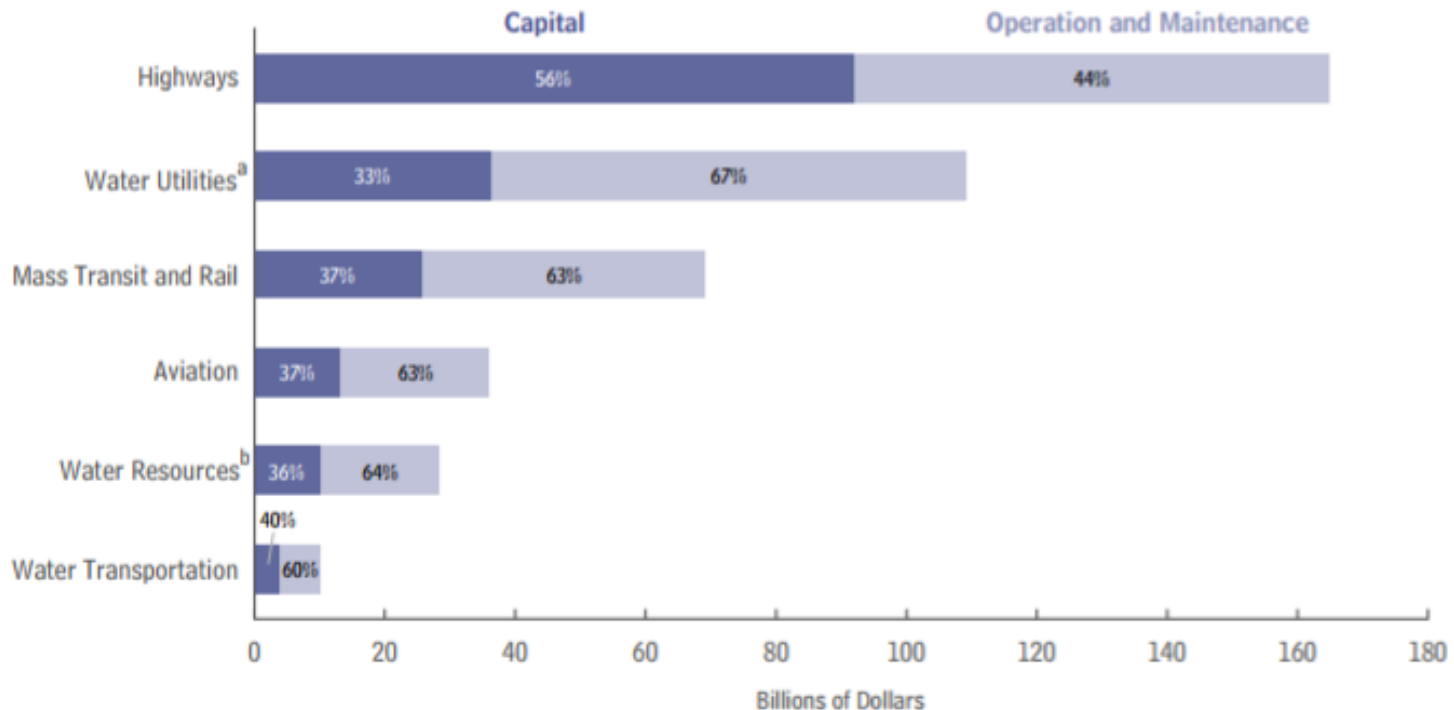


Source: Congressional Budget Office based on data from the Office of Management and Budget, the Census Bureau, and the Bureau of Economic Analysis.



**Exhibit 16.**

**Public Spending for Capital and for the Operation and Maintenance of Transportation and Water Infrastructure, by Type of Infrastructure, 2014**



Source: Congressional Budget Office based on data from the Office of Management and Budget and the Census Bureau.





# The 2015 FAST Act

- ❑ \$305 billion, 5-year reauthorization
- ❑ 5% increase; growing to 15% for **Highways**
- ❑ 8% increase; growing to 18% for **Transit**
- ❑ **No New User-Based Revenues for HTF**
- ❑ **\$70 billion in “pay-fors”**
  - ▣ \$53.3 B from Federal Reserve Surplus Account
  - ▣ \$6.9 B in reduced Federal Reserve Stock dividend payments
  - ▣ \$6.2 B from sale of Strategic Petroleum Reserve



# Impacts on Transit

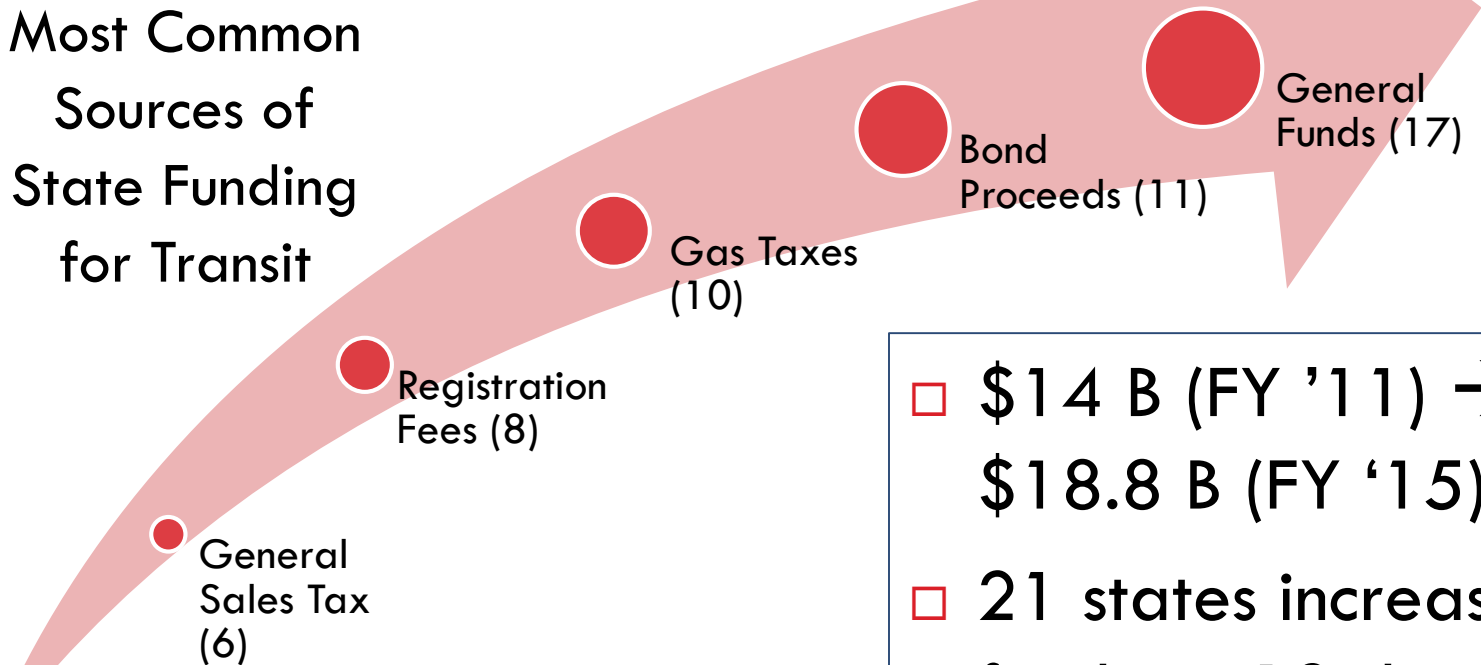
- ❑ **2.86** CPG of federal MFT goes into Mass Transit Account (no change since 1999)
- ❑ **\$11.789 B (FY '16) → \$12.592 B (FY '20)**
  - ❑ **\$10.150 B (FY '20)** will come from Mass Transit Account
  - ❑ **\$2.442 B** from General Fund





# Survey of State Funding – FY '15

## Most Common Sources of State Funding for Transit



- \$14 B (FY '11) → \$18.8 B (FY '15)
- 21 states increased funding; 12 decreased



# Survey of State Funding – FY '15



## Georgia

- \$3.05 Million
- 100% General Fund



## Alabama

- No State Funding



## Tennessee

- \$47.2 Million
- 100% Gas Tax



## North Carolina

- \$84.8 Million
- 100% Trust Fund



## South Carolina

- \$6 Million
- 100% Gas Tax



## Florida

- \$271 Million
- 56% Gas Tax
- 26.7% Registration Fees
- 17.3% Other (rental car fees)



# NCSL Report: *On Track*

**Table 2. Total General Fund Transfers—Top Six States**

State	Total G.F. Transfer	State Rank (Total P.T. Funding)	General Fund as Percent of Total P.T. Funding
New Jersey	\$395,026,996	6	43.03%
Alaska	\$179,978,475	14	100.00%
New York	\$97,550,900	1	2.18%
Minnesota	\$54,061,000	10	17.47%
Washington	\$52,775,879	20	100.00%
Indiana	\$42,581,051	18	76.01%

**Source:** Adapted from AASHTO Survey of State Funding for Public Transportation 2014.



## On Track

How States Fund and Support Public Transportation





# NCSL Report: *On Track*

## Bond Proceeds

**Oregon** funds a Multimodal Trust Fund through lottery bonds

**19 States** have authority to bond for transit; compared to 31 states with bonding authority for highways

## Fuel Tax

**South Carolina** dedicates  $\frac{1}{4}$  of 1 cent of MFT to transit

**Oregon** dedicates MFT revenues from non-highway use of gasoline to transit

## Vehicle Registration

**Iowa** dedicates 4% of new registration fees to transit

**Florida's** Transportation Disadvantaged Trust Fund receives registration fees and fills in special needs transit funding gaps

**Colorado SB 108** (2009) increased reg. fees and dedicated \$15 million to transit grants

## Sales Tax

**Minnesota** dedicates 40 percent of motor vehicle sales tax to transit

**Indiana's** Commuter Rail Service Fund is allocated 0.123 percent of the state sales tax

**Pennsylvania's** Public Transportation Trust Fund is funded in part by a portion of sales tax revenues

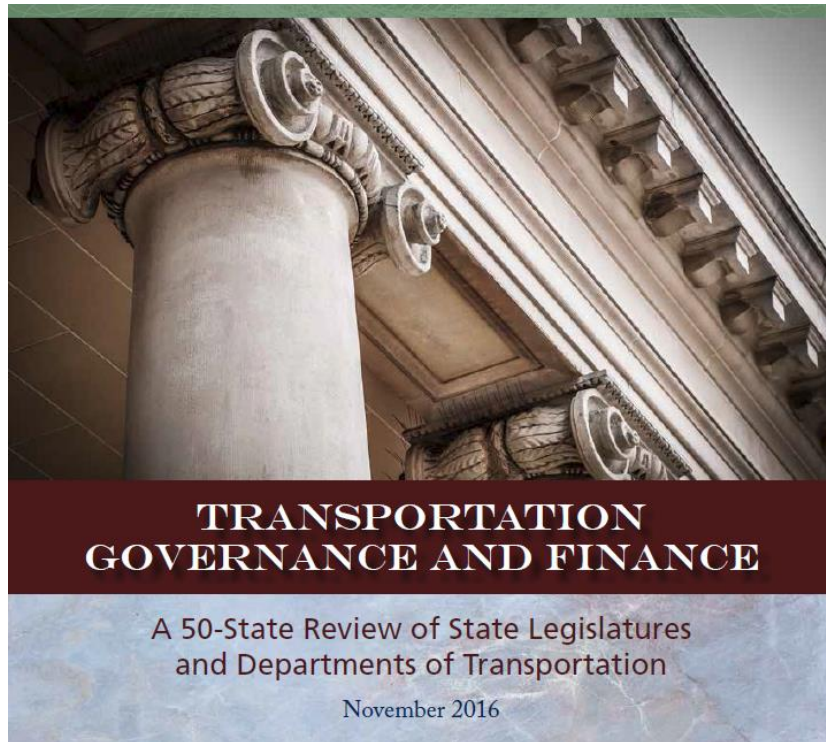


# Constitutional Restrictions on State Transportation Revenues



# Transportation Governance and Finance

- ❑ **24 states** (including Georgia) constitutionally restrict MFT revenues to road and bridges only
- ❑ Another **23 states and D.C.** dedicate MFT to transportation in general







# Constitutional Restrictions - Georgia

## Ga. Const. art. III, §9, ¶VI (b)

- (b) An amount equal to all money derived from motor fuel taxes received by the state in each of the immediately preceding fiscal years, less the amount of refunds, rebates, and collection costs authorized by law, is hereby appropriated for the fiscal year beginning July 1, of each year following, for all activities incident to providing and maintaining an adequate system of public roads and bridges in this state, as authorized by laws enacted by the General Assembly of Georgia, and for grants to counties by law authorizing road construction and maintenance, as provided by law authorizing such grants.



# Constitutional Restrictions - Colorado

## Co. Const. art. X, §18

- On and after July 1, 1935, the proceeds from the imposition of any **license, registration fee**, or **other charge** with respect to the operation of any motor vehicle upon any public highway in this state and the proceeds from the imposition of any **excise tax** on gasoline or other liquid motor fuel except aviation fuel used for aviation purposes shall, except costs of administration, be used **exclusively for the construction, maintenance, and supervision of the public highways of this state**. Any taxes imposed upon aviation fuel shall be used exclusively for aviation purposes.



# Constitutional Restrictions - Colorado

**Colo. SB 48  
(2013)**

**Colo. Rev. Stat. §43-4-207 and §43-4-208**

- The moneys thus received shall be...**except that a county may expend no more than fifteen percent of the total amount expended under this subsection (1) for transit-related operational purposes**



# Constitutional Restrictions - Montana

## Mont. Const. art. VIII, §6

- ❑ Restricts the use of excise and license taxes on gasoline, fuel, and other energy sources used to propel vehicles on public highways to public highways, streets, roads, and bridges; payment of county, city, and town obligations on streets, roads, and bridges; and enforcement of highway safety, driver education, tourist promotion, and administrative collection costs. Such revenues may be appropriated for other purposes by a three-fifths vote of each house of the Legislature.
- ❑ Despite this restriction, \$75,000 in fuel tax revenues is allocated to public transit each year.



# State Examples of Regional Approaches



# Colorado – FasTracks

- ❑ 2004 Voter-approved 0.4% sales tax increase for transit expansion
- ❑ Scope: 9 new rail lines (92 miles) and 18 miles of bus rapid transit
- ❑ EAGLE Rail Project & Denver Union Station P3s
- ❑ DRCOG (MPO) Oversight under CO SB 208 (1990)





# Minnesota

- ❑ Minn. Stat. Ann. §297A.993 authorizes up to 0.5% sales tax for transit in up to seven counties.
- ❑ Five counties have decided to impose such a tax.
- ❑ MetCouncil is MPO with transit oversight



*Senator Dibble (DFL)*

*“What’s great is we now have this guaranteed source of funding, created by the Legislature in 2008, that really recognizes the centrality and importance of transit to the overall transportation system... Looking into the future, we need more resources to meet service gaps and to align economic development and land-use decisions with our transit system planning.”*



# Indiana

- ❑ SB 176 (2014) authorized six metropolitan counties to increase local income tax by 0.25%
- ❑ New revenues are dedicated to transit
  - ▣ Specifically omits rail transit from authorized uses
- ❑ Authorized interlocal agreements, bonding, and public-private partnerships for transit



**INDY CONNECT**  
CENTRAL INDIANA'S  
TRANSIT INITIATIVE

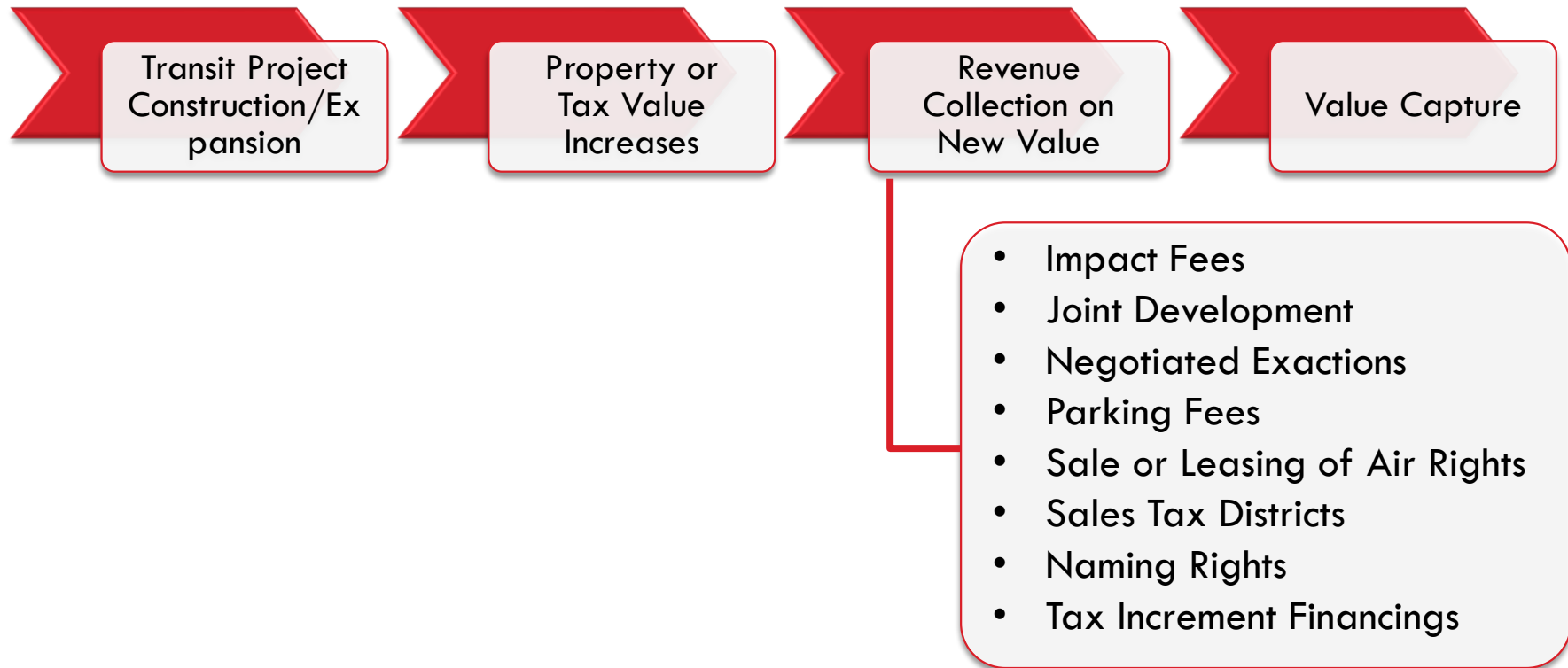




# Alternative Financing



# Value Capture





# Value Capture

“a resource for transit agencies, local governments, developers, and others interested in value capture as a strategy for funding and financing public transportation projects.”

TRANSIT COOPERATIVE RESEARCH PROGRAM

## TCRP RESEARCH REPORT 190

### **Guide to Value Capture Financing for Public Transportation Projects**

Sasha Page  
IMG REBEL  
Bethesda, MD

William L. Bishop  
DEVELOPMENT PLANNING & FINANCING GROUP, INC.  
Chapel Hill, NC

Waiching Wong  
IMG REBEL  
Bethesda, MD



# Boston Landing

- 1.1 million+ sq. feet of developable space
- \$500 million with \$25 million commuter rail stop
- Negotiated Exactions and Naming Rights
  - ▣ New Balance primarily funder of Transit Stop

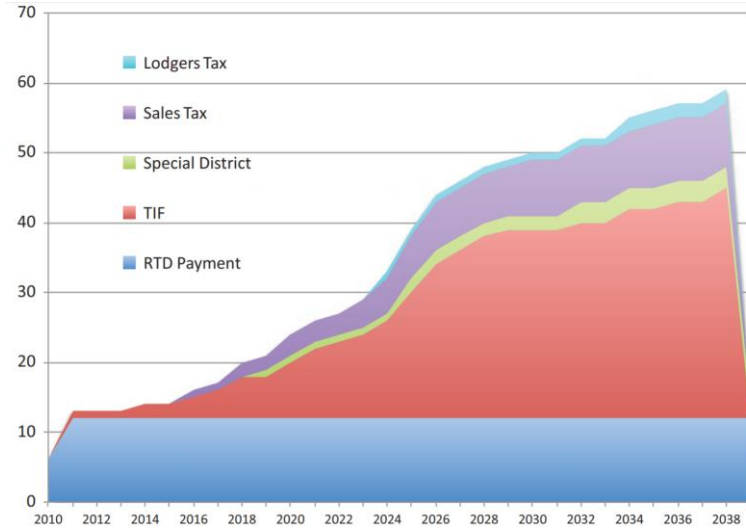





# Denver Union Station

- ❑ \$488 million; rail, bus, station and redevelopment
- ❑ 19.5 acre TIF district
- ❑ Used to repay TIFIA and RRIF loans
- ❑ 8+ funding sources

[http://www.financingtransportation.org/capacity\\_building/event\\_details/webinar\\_dus.aspx](http://www.financingtransportation.org/capacity_building/event_details/webinar_dus.aspx)



Source: Denver Union Station Project Authority, 2011.



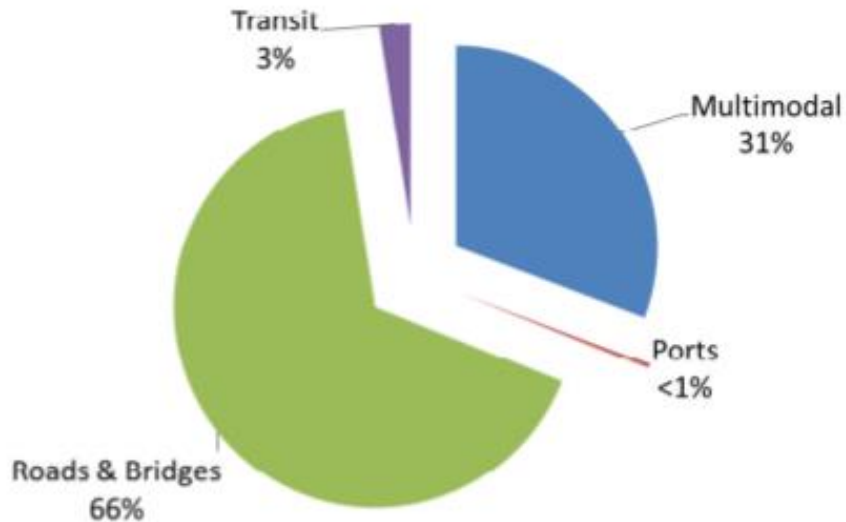


# Transit Ballot Measures

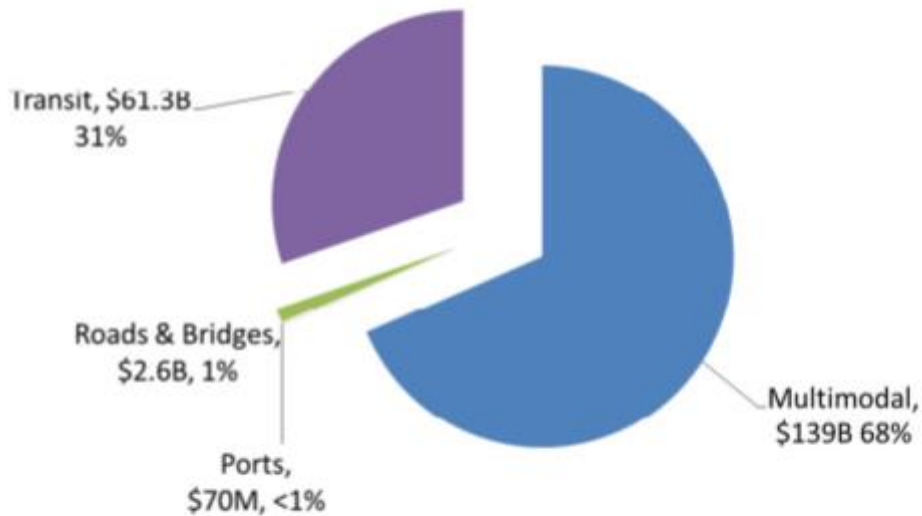


# Ballot Measures - 2016

Nov 8 Transportation Funding Initiatives, by Mode



Value of Winning Measures, By Mode





# Ballot Measures - 2016

## California – Bay Area

- Property tax increase for transit - **\$3.5 B**

## California – Los Angeles County

- 1 cent sales tax for transit - **\$120 B over 40 years**

## Georgia

- Local sales tax for transit - **\$4 B**

## Indiana – Marion County (Indianapolis)

- 0.25 percent income tax for bus service - **\$56 M annually**

## Washington State – Seattle Metro

- 25-cent (per \$1,000 assessed value) property tax for light rail and bus service - **\$54 B over 25 years**







# NCSL's Transportation Funding Deep Dive



What's New

Transportation  
Funding  
Options

Gas Tax  
Legislation

National  
Overview

Transportation  
Funding by the  
Numbers

*Strong States, Strong Nation*

**Kevin Pula**  
**Senior Policy Specialist**  
**NCSL Transportation Program**  
**Direct line: 303-856-1373**  
**[kevin.pula@ncsl.org](mailto:kevin.pula@ncsl.org)**



 NATIONAL CONFERENCE *of* STATE LEGISLATURES