



Georgia House of Representatives
2017-2018 House Rural Development Council







Franchise Fees and Telecommunications Competition

Franchise Fees/State Taxes

Technology	Franchise Fees	Sales Taxes	Permit Fees	UAF Contribution
Cable/Video	5% of gross video revenues	0	Covered under franchise agreement	N/A
Streaming (OTTP)	0	0	0	N/A
Satellite	0	0	0	N/A
Small Cell Video	0	0	\$20-125 per attachment??	N/A
Landline Telephone	3% of gross telecom revenues	6-8% of full price of service	Covered under franchise	4.9% of revenue
Wireless Telephone	0	6-8% of lowest priced plan	Negotiated locally	0
VOiP	0	0	0	4.9% of revenue

TOP 10 VIDEO SUBSCRIPTION SERVICES BY SUBSCRIBERS



1.	NETFLIX	47.0 MILLION	6.	hulu	12.0 MILLION
2.	 DIRECTV	25.3 MILLION	7.	Verizon FiOS	4.7 MILLION
3.	 COMCAST	22.4 MILLION	8.	 altice	4.6 MILLION
4.	 Charter	17.5 MILLION	9.	 COX	4.0 MILLION
5.	dish	13.9 MILLION	10.	 Frontier COMMUNICATIONS	1.7 MILLION

 ncta.com |  [@NCTAitv](https://twitter.com/NCTAitv)

